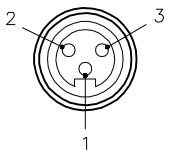
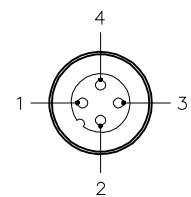


FEMALE END VIEW



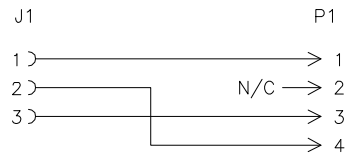
- 1 = GREEN/YELLOW
- 2 = BROWN
- 3 = BLUE

MALE END VIEW



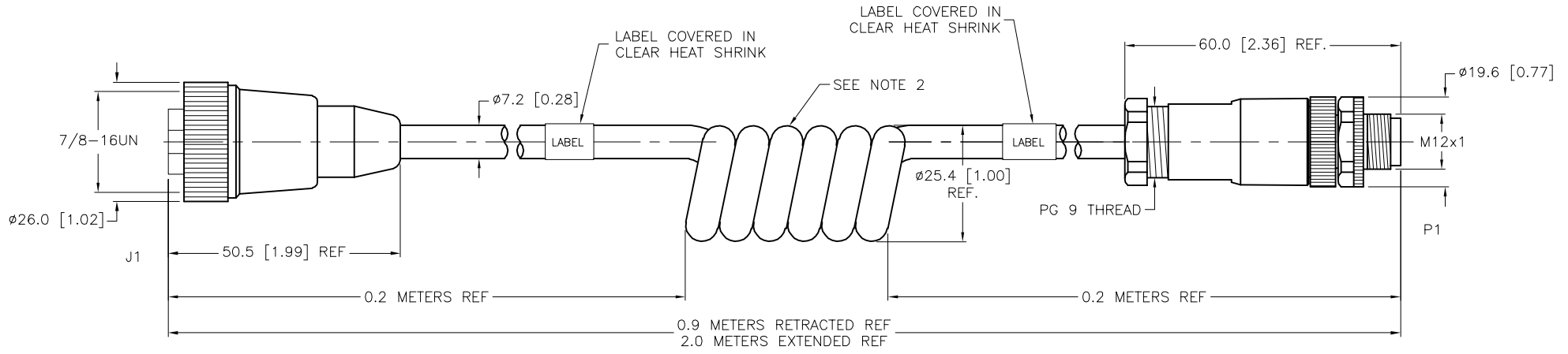
- 1 = GREEN/YELLOW
- 2 = N/C
- 3 = BLUE
- 4 = BROWN

WIRING DIAGRAM



SPECIFICATIONS

CONTACT CARRIER MATERIAL	TPU (J1)
MOLDED HEAD MATERIAL/COLOR	TPU/YELLOW (J1)
CONTACT MATERIAL/PLATING	BRASS/GOLD (J1), BRASS/OPTALLOY (P1)
COUPLING NUT MATERIAL/PLATING	BRASS/NICKEL
RATED CURRENT [A]	4.0 A
RATED VOLTAGE [V]	250 V
OUTER JACKET MATERIAL/COLOR	TPU/YELLOW
CONDUCTOR INSULATION MATERIAL	PVC
NUMBER OF CONDUCTORS [AWG]	3x18 AWG
TEMPERATURE RANGE	-25°C to +80°C (-13°F to +176°F)
PROTECTION CLASS	MEETS IEC IP67



SOURCE DRAWING - FOR REFERENCE ONLY

- NOTES:
1. "/S90" DESIGNATES THERMOPLASTIC POLYURETHANE (TPU) CABLE JACKET.
 2. NUMBER OF COILS IS REFERENCE ONLY.

RELATED DOCUMENTS 1. 2. 3. 4.	3RD ANGLE PROJECTION 	THIS DRAWING IS CONFIDENTIAL AND THE PROPERTY OF TURCK INC. USE OF THIS DOCUMENT WITHOUT WRITTEN PERMISSION IS PROHIBITED.		3000 CAMPUS DRIVE MINNEAPOLIS, MN 55441 1-800-544-7769 (763) 553-7300 (763) 553-0708 fax www.turck.us
	MATERIAL SEE SPECIFICATIONS	DRFT ER APVD D.L.	DATE 02/15/19 SCALE 1=1.3	
FINISH SEE SPECIFICATIONS	UNIT OF MEASUREMENT MILLIMETER [INCH]	CONTACT TURCK FOR MORE INFORMATION		IDENTIFICATION NO. U2-33876
A DRAWING RELEASE	RDS 03/01/19	DO NOT SCALE THIS DRAWING		REV A
REV DESCRIPTION	BY DATE ECO NO.	FILE: U2-33876		SHEET 1 OF 1